




**VENOM**  
CERAMICA

**S&P**  
SERIES

# S&P SERIES



ZOOM

## GALAXY BEIGE



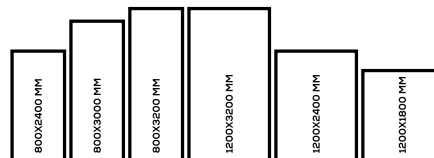
### AVAILABLE

**GLOSSY  
& MATT  
SURFACE**

**15mm  
Thickness**



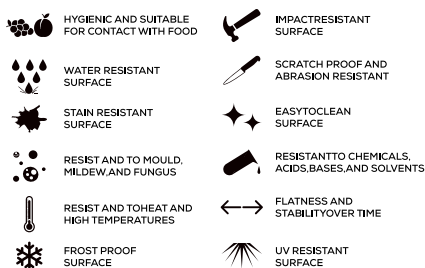
### MULTIPLE SIZES



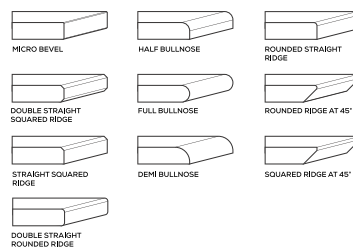
### APPLICATION AREAS




### TECHNICAL FEATURES



### EDGE PROFILE POSSIBILITIES



**S&P**  
SERIES



ZOOM

**GALAXY BROWN**



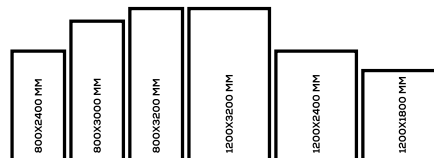
**AVAILABLE**

**GLOSSY & MATT SURFACE**

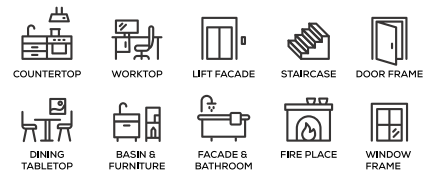
**15mm Thickness**



**MULTIPLE SIZES**



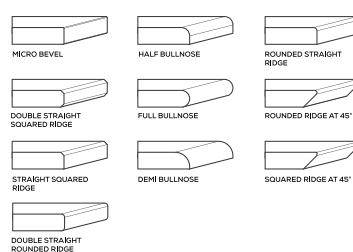
**APPLICATION AREAS**



**TECHNICAL FEATURES**


- HYGIENIC AND SUITABLE FOR CONTACT WITH FOOD
- IMPACT RESISTANT SURFACE
- WATER RESISTANT SURFACE
- SCRATCH PROOF AND ABRASION RESISTANT
- STAIN RESISTANT SURFACE
- EASY TO CLEAN SURFACE
- RESIST AND TO MOULD, MILDEW AND FUNGUS
- RESISTANT TO CHEMICALS, ACIDS, BASES AND SOLVENTS
- RESIST AND TO HEAT AND HIGH TEMPERATURES
- FLATNESS AND STABILITY OVER TIME
- FROST PROOF SURFACE
- UV RESISTANT SURFACE

**EDGE PROFILE POSSIBILITIES**



# S&P

SERIES



## GALAXY CREMA



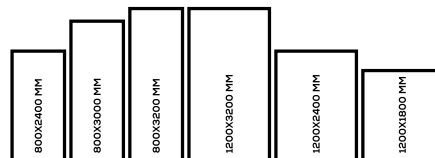
### AVAILABLE

**GLOSSY & MATT SURFACE**

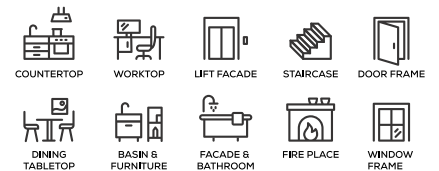
**15mm Thickness**



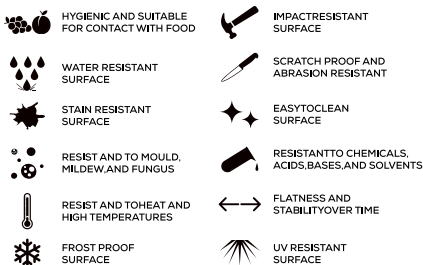
### MULTIPLE SIZES



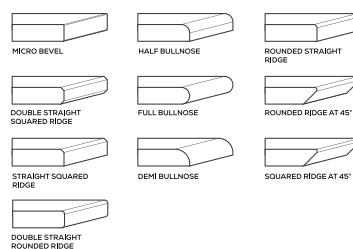
### APPLICATION AREAS




### TECHNICAL FEATURES



### EDGE PROFILE POSSIBILITIES



# S&P SERIES



## GALAXY DARK GREY



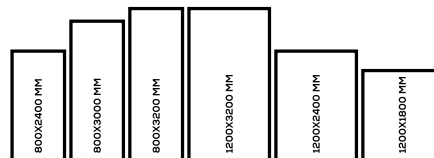
### AVAILABLE

**GLOSSY  
& MATT  
SURFACE**

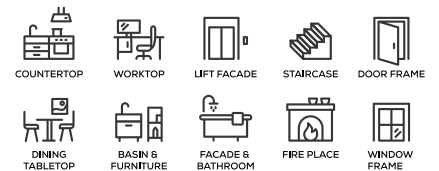
**15mm  
Thickness**



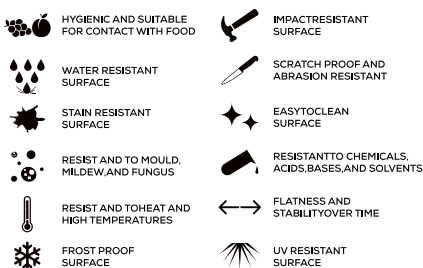
### MULTIPLE SIZES



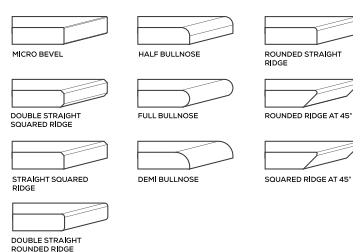
### APPLICATION AREAS




### TECHNICAL FEATURES



### EDGE PROFILE POSSIBILITIES



# S&P SERIES



## GALAXY GREY



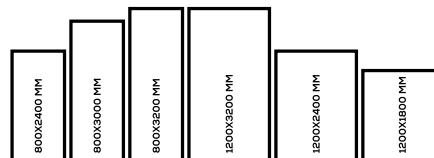
### AVAILABLE

**GLOSSY  
& MATT  
SURFACE**

**15mm  
Thickness**



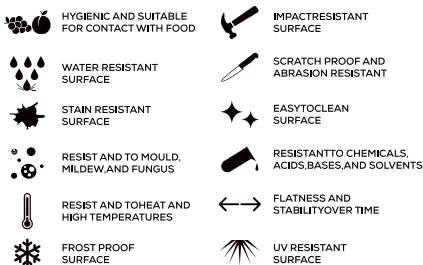
### MULTIPLE SIZES



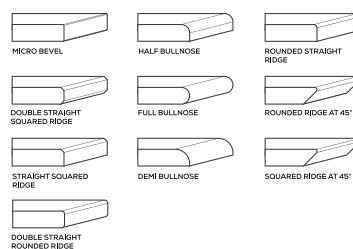
### APPLICATION AREAS




### TECHNICAL FEATURES



### EDGE PROFILE POSSIBILITIES



# S&P SERIES



ZOOM

## GALAXY MIST



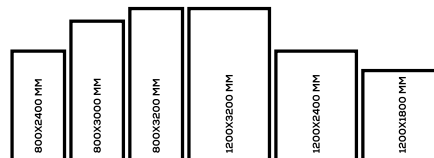
### AVAILABLE

**GLOSSY  
& MATT  
SURFACE**

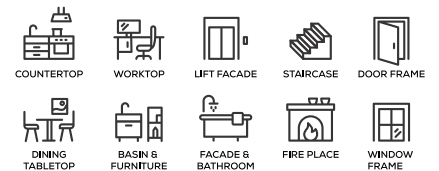
**15mm  
Thickness**



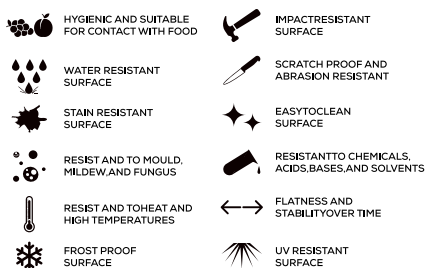
### MULTIPLE SIZES



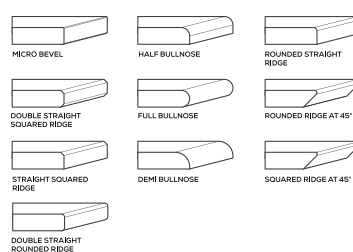
### APPLICATION AREAS




### TECHNICAL FEATURES



### EDGE PROFILE POSSIBILITIES



# S&P SERIES



## GALAXY NEW WHITE



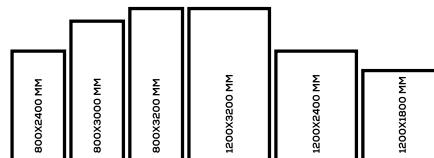
### AVAILABLE

**GLOSSY  
& MATT  
SURFACE**

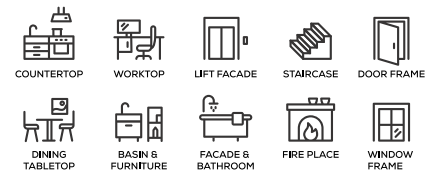
**15mm  
Thickness**



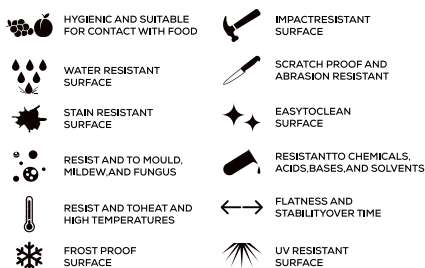
### MULTIPLE SIZES



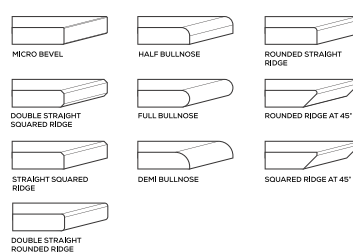
### APPLICATION AREAS



### TECHNICAL FEATURES




### EDGE PROFILE POSSIBILITIES





# S&P SERIES



ZOOM

## GALAXY PEARL WHITE



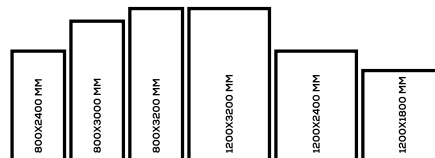
### AVAILABLE

**GLOSSY  
& MATT  
SURFACE**

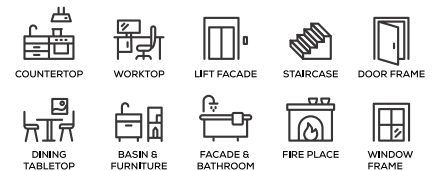
**15mm  
Thickness**



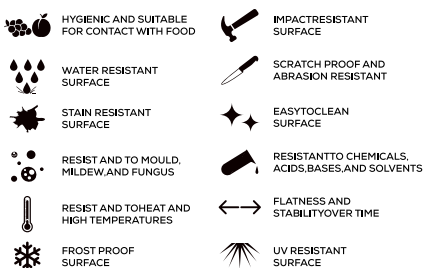
### MULTIPLE SIZES



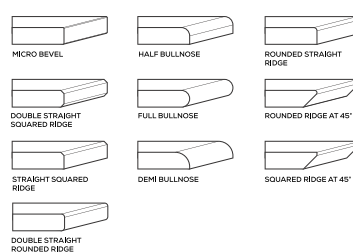
### APPLICATION AREAS




### TECHNICAL FEATURES



### EDGE PROFILE POSSIBILITIES



# S&P SERIES



ZOOM

## GALAXY STEEL GREY



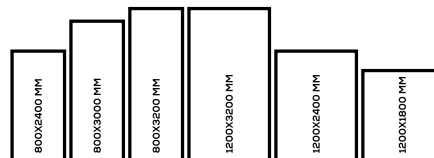
### AVAILABLE

**GLOSSY  
& MATT  
SURFACE**

**15mm  
Thickness**



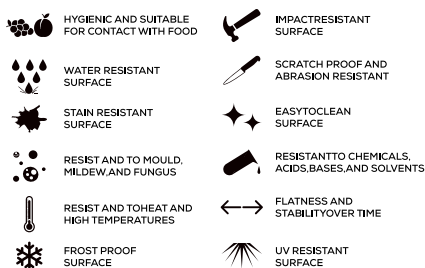
### MULTIPLE SIZES



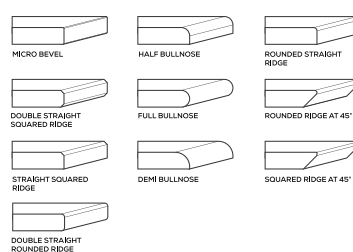
### APPLICATION AREAS



### TECHNICAL FEATURES




### EDGE PROFILE POSSIBILITIES



# S&P

SERIES



## GALAXY TERRAZZO VERDE



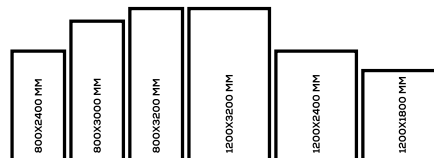
### AVAILABLE

**GLOSSY  
& MATT  
SURFACE**

**15mm  
Thickness**



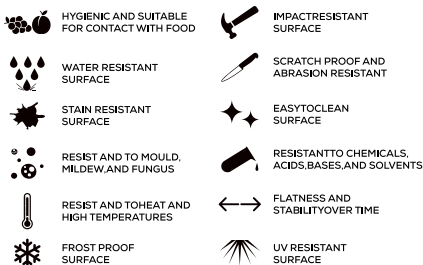
### MULTIPLE SIZES



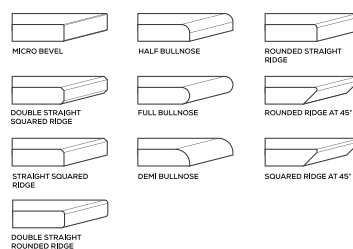
### APPLICATION AREAS




### TECHNICAL FEATURES



### EDGE PROFILE POSSIBILITIES



# S&P SERIES



## GALAXY VANILA WHITE



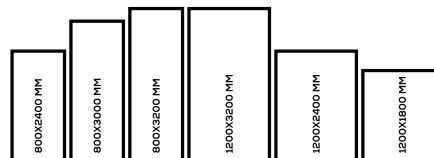
### AVAILABLE

**GLOSSY  
& MATT  
SURFACE**

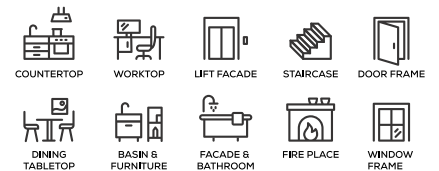
**15mm  
Thickness**



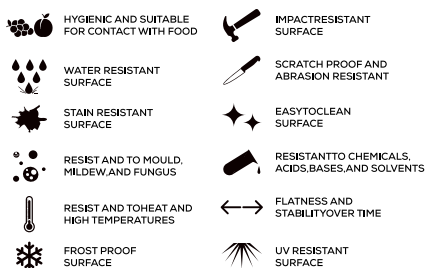
### MULTIPLE SIZES



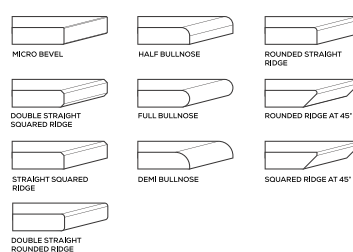
### APPLICATION AREAS



### TECHNICAL FEATURES




### EDGE PROFILE POSSIBILITIES



# S&P

SERIES



ZOOM

## GALAXY VERDE



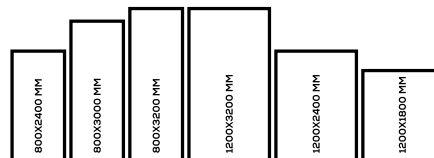
### AVAILABLE

**GLOSSY & MATT SURFACE**

**15mm Thickness**



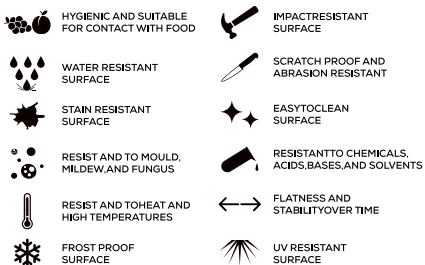
### MULTIPLE SIZES



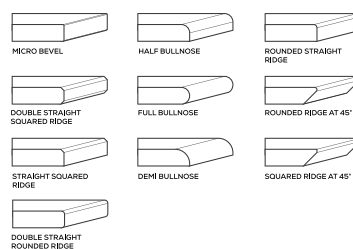
### APPLICATION AREAS



### TECHNICAL FEATURES



### EDGE PROFILE POSSIBILITIES



# S&P SERIES



## GALAXY WHITE



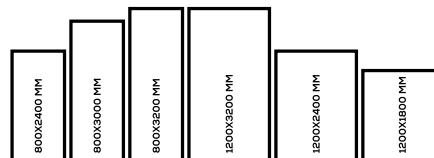
### AVAILABLE

**GLOSSY  
& MATT  
SURFACE**

**15mm  
Thickness**



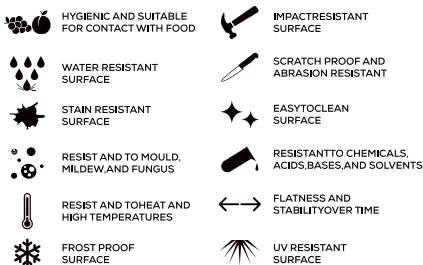
### MULTIPLE SIZES



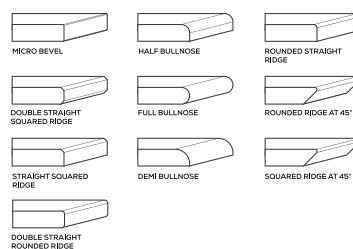
### APPLICATION AREAS



### TECHNICAL FEATURES



### EDGE PROFILE POSSIBILITIES



# S&P

SERIES



## GALAXY BLACK



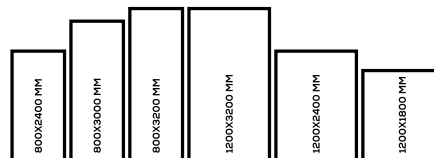
### AVAILABLE

**GLOSSY & MATT SURFACE**

**15mm Thickness**



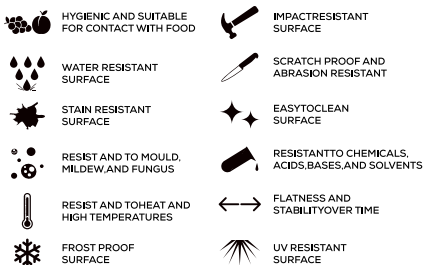
### MULTIPLE SIZES



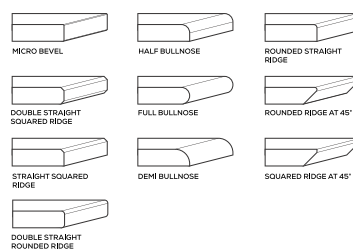
### APPLICATION AREAS



### TECHNICAL FEATURES



### EDGE PROFILE POSSIBILITIES





📍 SHOP NO-23, PATEL CHAMBER, 8-A NATIONAL HIGHWAY,  
LALPAR, MORBI-GUJRAT-363642

☎️ +91 79908 02022 | ☎️ +91 76008 88388

✉️ [venomceramica@gmail.com](mailto:venomceramica@gmail.com)